



MOLECULAR PHARMACOLOGY PROGRAM

[Research](#)

Research

[Alumni](#)



Michael G. Kharas, PhD

Professor

The Kharas lab is working to identify critical pathways in both normal and leukemic hematopoietic cells.


[View Lab Overview \(https://www.sloankettering.edu/research-areas/labs/michael-kharas/overview\)](https://www.sloankettering.edu/research-areas/labs/michael-kharas/overview)

VIDEO | 02:13

Go inside the lab of Michael Kharas from SKI's Molecular Pharmacology Program.

[Video Details \(https://www.sloankettering.edu/videos/inside-my-lab-michael-kharas\)](https://www.sloankettering.edu/videos/inside-my-lab-michael-kharas)





<

>

Featured News



IN THE LAB

[Researchers Discover New Cancer Cell Vulnerability: Droplets in the Nucleus](#)

SKI researchers have learned how tiny droplets prevent a cancer-causing type of messenger RNA from being degraded in leukemia cells.



IN THE LAB

[Fructose Could Play a Role in Targeting Leukemia](#)

Leukemia cells metabolize fructose in a way that could make them easier to target with drugs.



IN THE LAB

[Novel Tool Enables Study of Rare Acute Myeloid Leukemia Stem Cells](#)

MSK investigators have used a lab tool originally developed to study fly nerve cells to uncover new findings about acute myeloid leukemia.

[View All Featured News](#)

Publications Highlights

[Dual IKZF2 and CK1 \$\alpha\$ degrader targets acute myeloid leukemia cells](#) . Park SM, Miyamoto DK, Han GYQ, Chan M, Curnutt NM, Tran NL, Velleca A, Kim JH, Schurer A, Chang K, Xu W, Kharas MG, Woo CM. *Cancer Cell*. 2023 Apr 10;41(4):726-739.e11. doi: 10.1016/j.ccell.2023.02.010. Epub 2023 Mar 9. PMID: 36898380.

[Serine synthesis pathway flux is essential for acute myeloid leukemia cells to proliferate in fructose-rich conditions.](#) Jeong S, Savino AM, Chirayil R, Cheng Y, Barin E, Park SM, Schurer A, Mullarky E, Cantley LC, Kharas MG*, Keshari KR*. *Cell Metab*. 5 January 2021, Pages 145-159.

[TP53 mutations and RNA binding protein MUSASHI2 drive resistance to PRMT5-targeted therapy in B-cell lymphoma.](#) Erazo T, Evans CM, Zakheim D, Chu KL, Reformat AY, Asgari Z, Yang Z, Ferreira MD, Mehta S, Russo MV, Knezevic A, Zhang XP, Chen Z,

Fennell M, Garippa R, Seshan V, de Stanchina E, Barbash O, Batlevi CL, Melnick AM, Younes A*, Kharas MG*. Nat Comm 2022 September 27. 13(5626).

[N6-methyladenosine on mRNA facilitates a phase-separated nuclear body that suppresses myeloid leukemic differentiation](#) . Cheng Y*, Xie W*, Pickering BF, Chu KL, Savino AM, Yang X, Luo H, Nguyen DTT, Mo S, Barin E, Velleca A, Rohwetter T, Patel DJ, Jaffrey SR, Kharas MG*. Cancer Cell. July 2021.

[Transcriptional control of CBX5 by the RNA binding proteins RBMX/L1 maintain chromatin state in myeloid leukemia.](#) Prieto C, Nguyen DTT, Liu Z, Wheat J, Perez A, Gourkanti S, Chou T, Barin E, Velleca A, Rohwetter T, Barin E, Chow A, Taggart J, Hoskova K, Dhodapkar M, Schurer A, Barlowe TS, Vu LP, Leslie C, Steidl U, Rabadan R, Kharas MG*. Nat Cancer. July 2021. 5: 741-757.

[View All Publications](#)

People

Michael G. Kharas, PhD

Professor

- Cancer biologist Michael Kharas studies RNA regulators of self-renewal in both normal and leukemic hematopoiesis.
- PhD, University of California Irvine

✉ kharasm@mskcc.org

Email Address

Members

Lab

Alumni

Lab Affiliations



Laura Wilson
Project Coordinator

Postdoctoral Fellow

Research Technician

Harold Elias

Senior Research Scientist

Development Award (2017)

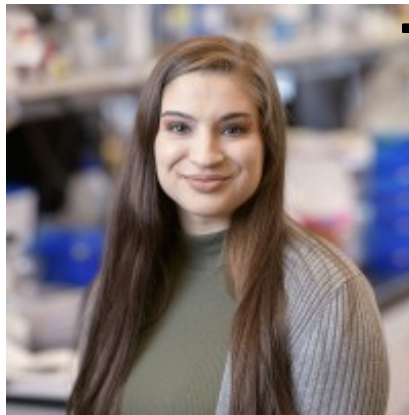
▪ Leukemia and Lymphoma Society Career

Achievements

- Award (2016)
- Junior Faculty Scholar Award (2011)
- Kimmel Scholar Award (2013)

Alex Lemonade Stand Foundation 'A'

American Society of Hematology




Chiara Evans
Postdoctoral Fellow

- V-Scholar Award (2013)


Open Positions

To learn more about available postdoctoral opportunities, please visit our [Career Center](#)

To learn more about compensation and benefits for postdoctoral researchers at MSK, please visit [Resources for Postdocs](#)




Genevieve Girard
Research Technician
Chengliang Liu
Weill-Cornell Graduate School
Student



Michael Kharas
Member

Career Opportunities


[Apply](#)



Hanzhi Luo
Research Fellow



Sibasish Mohanty
Research Scholar



Sun Mi Park
Research Associate



Rhoshini Raghuraman
Research Technician

Rabia Shahswar
Research Fellow




Briana Turner
WCMC Graduate Student




Isaac Wakiro
GSK Student

Wei Wei
Fellow, Graduate Medical
Education

[now \(https://www.sloankettering.edu/research-areas/labs/michael-](https://www.sloankettering.edu/research-areas/labs/michael-kharas/career-opportunities)



Xueqin Xie
Research Scholar - NYSTEM
Training Award at the CSCB



Xuejing Yang
Postdoctoral Fellow

[kharas/career-opportunities\)](https://www.sloankettering.edu/research-areas/labs/michael-kharas/career-opportunities)

Research Technician

As a Research Technician you will perform research activities in collaboration with internal/external personnel to complete science-based

projects. You will normally receive detailed instructions while making observations, analyzing data and interpreting results according to laboratory procedures. The Research Technician will provide support to all technical/research staff and postdocs.

[Apply now \(https://www.sloankettering.edu/research-areas/labs/michael-kharas/research-technician\)](https://www.sloankettering.edu/research-areas/labs/michael-kharas/research-technician)

Get in Touch

✉ kharasm@mskcc.org

Lab Head Email

✂ [Follow the Kharas Lab on X](#)

Disclosures

Members of the MSK Community often work with pharmaceutical, device, biotechnology, and life sciences companies, and other organizations outside of MSK, to find safe and effective cancer treatments, to improve patient care, and to educate the health care community. These activities outside of MSK further our mission, provide productive collaborations, and promote the practical application of scientific discoveries.

MSK requires doctors, faculty members, and leaders to report (“disclose”) the relationships and financial interests they have with external entities. As a commitment to transparency with our community, we make that information available to the public. Not all disclosed interests and relationships present conflicts of interest. MSK reviews all disclosed interests and relationships to assess whether a conflict of interest exists and whether formal COI management is needed.

Michael G. Kharas discloses the following relationships and financial interests:

- 858 Therapeutics, Inc.
Equity; Professional Services and Activities
- AstraZeneca
Professional Services and Activities
- Kumquat Biosciences
Professional Services and Activities
- Transition Bio, Inc.
Professional Services and Activities

The information published here is a complement to other publicly reported data and is for a specific annual disclosure period. There may be differences between information on this and other public sites as a result of different reporting periods and/or the various ways relationships and financial interests are categorized by organizations that publish such data.

This page and data include information for a specific MSK annual disclosure period (January 1, 2024 through disclosure submission in spring 2025). This data reflects interests that may or may not still exist. This data is updated annually.

Learn more about MSK's COI policies [here](#) . For questions regarding MSK's COI-related policies and procedures, email MSK's Compliance Office at ecoi@mskcc.org .

[View all disclosures \(https://www.sloankettering.edu/disclosures\)](https://www.sloankettering.edu/disclosures)

© 2026 Louis V. Gerstner Jr. Graduate School of Biomedical Sciences Memorial Sloan Kettering Cancer Center